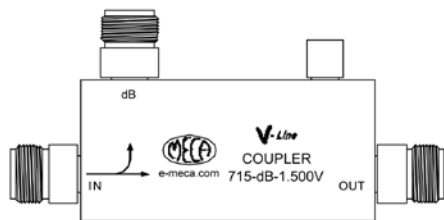




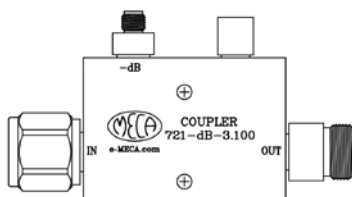
Couplers



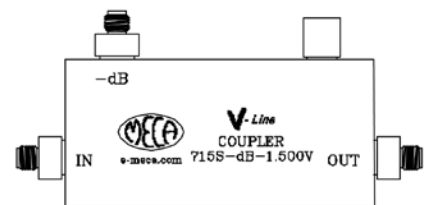
Series	Freq (GHz)	Coupling (dB)	Connector	L" x W" x D"
715-dB-0.375	0.250 - 0.500	10, 20, 30 & 40	Type N-F	10.31 x .88 x 2.25
715S-dB-0.375	0.250 - 0.500	10, 20, 30 & 40	SMA-F	9.84 x .88 x 1.99
715-dB-0.600	0.400 - 0.800	6, 10, 20, 30 & 40	Type N-F	7.58 x .88 x 2.55
715S-dB-0.600	0.400 - 0.800	6, 10, 20, 30 & 40	SMA-F	7.06 x .88 x 1.99
CN-dB-1.500V	0.800 - 2.200	6, 10 & 20	Type N-F	3.67 x .75 x 2.00
CS-dB-1.500V	0.800 - 2.200	6, 10 & 20	SMA-F	3.43 x .75 x 1.73
715-dB-1.500V	0.800 - 2.200	6, 10, 20, 30 & 40	Type N-F	4.65 x .88 x 2.25
715S-dB-1.500V	0.800 - 2.200	6, 10, 20, 30 & 40	SMA-F	4.13 x .88 x 1.99
715-dB-1.500V-M01	0.800 - 2.200	6, 10, 20, 30 & 40	Type N-F	4.65 x .88 x 2.25
715-dB-0.900	0.800 - 1.000	6, 10, 20, 30 & 40	Type N-F	5.96 x .88 x 2.25
715S-dB-0.900	0.800 - 1.000	6, 10, 20, 30 & 40	SMA-F	5.44 x .88 x 1.99
715-dB-1.650W	0.800 - 2.500	6, 10, 20, 30 & 40	Type N-F	4.46 x .88 x 2.25
715S-dB-1.650W	0.800 - 2.500	6, 10, 20, 30 & 40	SMA-F	3.94 x .88 x 1.99
715-dB-1.950	1.700 - 2.200	6, 10, 20, 30 & 40	Type N-F	4.2 x .88 x 2.25
715S-dB-1.950	1.700 - 2.200	6, 10, 20, 30 & 40	SMA-F	3.68 x .88 x 1.99
715-dB-3.100	2.000 - 4.200	6, 10, 20, 30 & 40	Type N-F	3.64 x .88 x 2.25
715S-dB-3.100	2.000 - 4.200	6, 10, 20, 30 & 40	SMA-F	3.12 x .88 x 1.99
715-dB-6.000	4.000 - 8.000	6, 10, 20, 30 & 40	N-F	3.16 x .88 x 2.25
721-dB-0.600	0.400 - 0.800	6, 10, 20, 30 & 40	N-M In, N-F Out, SMA Coupled	7.62 x .88 x 1.99
721-dB-0.900	0.800 - 1.000	6, 10, 20, 30 & 40	N-M In, N-F Out, SMA Coupled	6.00 x .88 x 1.99
721-dB-1.500V	0.800 - 2.200	6, 10, 20, 30 & 40	N-M In, N-F Out, SMA Coupled	4.69 x .88 x 1.99
721-dB-1.650W	0.800 - 2.500	6, 10, 20, 30 & 40	N-M In, N-F Out, SMA Coupled	4.50 x .88 x 1.99
721-dB-1.950	1.700 - 2.200	6, 10, 20, 30 & 40	N-M In, N-F Out, SMA Coupled	4.24 x .88 x 1.99
721-dB-3.100	2.000 - 4.200	6, 10, 20, 30 & 40	N-M In, N-F Out, SMA Coupled	3.68 x .88 x 1.99



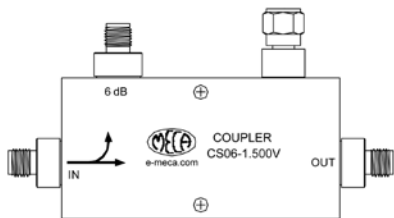
715-dB-1.500V



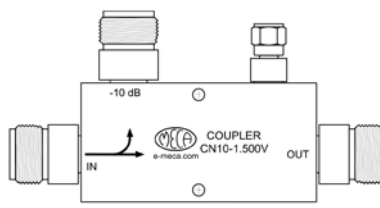
721-dB-3.100



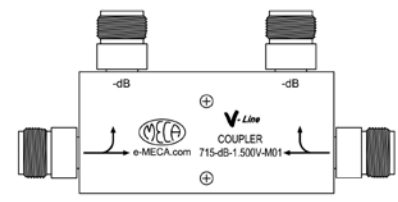
715S-dB-1.500V



CSdB-1.500V



CNdB-1.500V



715-dB-1500V-M01

MECA Electronics, Inc.

866-444-6322 | sales@e-MECA.com | www.e-MECA.com

459 East Main Street, Denville, NJ 07834 T. 973-625-0661 F. 973-625-9277



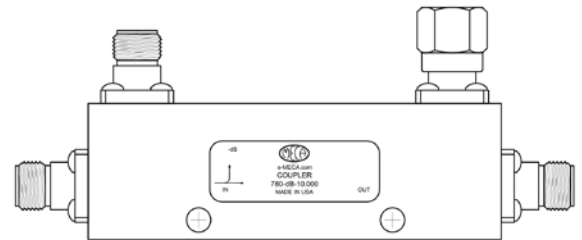
Couplers



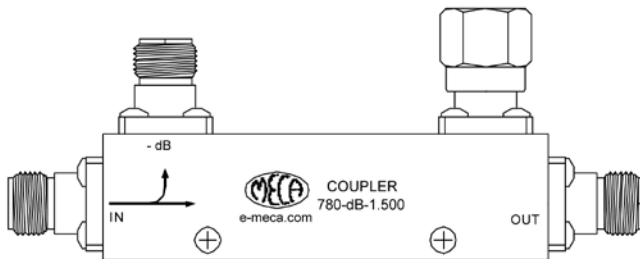
Series	Freq (GHz)	Coupling value (dB)	Connector	L" x W" x D"
780-dB-0.750	0.500 - 1.000	6, 10, 20 & 30	SMA-F	3.86 x 0.38 x 0.88
780-dB-1.200	0.800 - 1.600	10, 20 & 30	SMA-F	2.82 x 0.38 x 0.88
780-dB-1.250	0.500 - 2.000	6, 10, 20 & 30	SMA-F	4.36 x 0.38 x 0.88
780-dB-1.500	1.000 - 2.000	6, 10, 20 & 30	SMA-F	2.54 x 0.38 x 0.88
780-dB-2.300	0.600 - 4.000	10	SMA-F	5.16 x 0.38 x 0.88
780-dB-2.500	1.000 - 4.000	6, 10, 20 & 30	SMA-F	3.66 x 0.38 x 0.88
780-dB-3.000	2.000 - 4.000	6, 10, 20 & 30	SMA-F	1.92 x 0.38 x 0.88
780-dB-3.900	2.600 - 5.200	10, 20 & 30	SMA-F	1.76 x 0.38 x 0.88
780-dB-5.000	2.000 - 8.000	6, 10, 20 & 30	SMA-F	2.64 x 0.38 x 1.06
780-dB-6.000	4.000 - 8.000	6, 10, 20 & 30	SMA-F	1.76 x 0.38 x 0.88
780-dB-8.200	4.000 - 12.400	10 & 20	SMA-F	1.98 x 0.38 x 0.893
780-dB-9.500	1.000 - 18.000	10 & 20	SMA-F	4.23 x 0.50 x 1.08
780-dB-9.700	7.000 - 12.400	6, 10, 20 & 30	SMA-F	1.76 x 0.38 x 0.88
780-dB-10.000	2.000 - 18.000	6, 10, 20 & 30	SMA-F	2.89 x 0.40 x 1.08
780-dB-11.750	7.500 - 16.000	10, 20 & 30	SMA-F	1.76 x 0.38 x 0.88
780-dB-12.000	6.000 - 18.000	10, 20 & 30	SMA-F	1.76 x 0.38 x 0.88
780-dB-15.200	12.400 - 18.000	6, 10, 20 & 30	SMA-F	1.76 x 0.38 x 0.88
765-dB-2.900	18.000 - 40.000	10 & 20	2.92mm-F	1.80 x 0.5 x 1.425



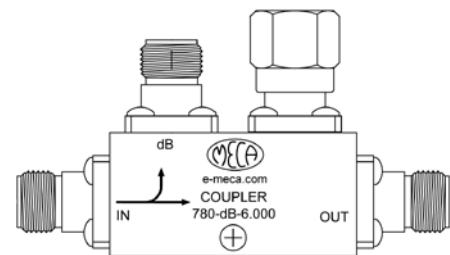
780-dB-0.750



780-dB-10.000



780-dB-1.500



780-dB-6.000

MECA Electronics, Inc.

866-444-6322 | sales@e-MECA.com | www.e-MECA.com

459 East Main Street, Denville, NJ 07834 T. 973-625-0661 F. 973-625-9277