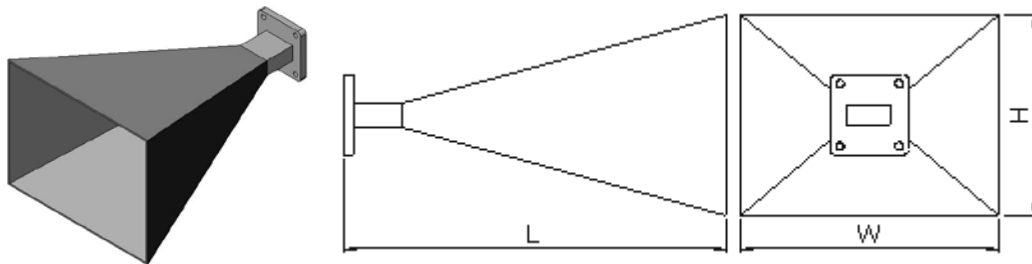


19 Standard Gain Horn Antenna

HengDa Microwave manufactures a high quality line of standard gain horn antennas that are linearly polarized, lightweight and corrosion resistant. The most common Gain values available are 10, 15, 20, 25dB. Other Gain values and Horn sizes can be designed to your requirement. Please call us with your specification and discuss your needs with one of our sales engineers.



19.1 Standard Gain Horn Antenna, 10 dB



Style 1 — Waveguide Input

【Specifications】

Model No	Freq Range (GHz)	Gain* (dB)	3dB Beamwidth* (Nom)	Dimensions (mm)			WG Type		Flange
				L	W	H	IEC	EIA	
HD-12SGAH10	0.96-1.46	10	55°	300	400	280	R12	WR770	FDP
HD-14SGAH10	1.13-1.73	10	55°	280	315	235	R14	WR650	FDP
HD-18SGAH10	1.45-2.20	10	55°	245	249	184	R18	WR510	FDP
HD-22SGAH10	1.72-2.61	10	55°	210	209	154	R22	WR430	FDP
HD-26SGAH10	2.17-3.30	10	55°	160	165	125	R26	WR340	FDP
HD-32SGAH10	2.60-3.95	10	55°	150	144	114	R32	WR284	FDP
HD-40SGAH10	3.22-4.90	10	55°	120	113	88	R40	WR229	FDP
HD-48SGAH10	3.94-5.99	10	55°	110	98	73	R48	WR187	FDP
HD-58SGAH10	4.64-7.05	10	55°	100	83	63	R58	WR159	FDP
HD-70SGAH10	5.38-8.17	10	55°	75	67	52	R70	WR137	FDP
HD-84SGAH10	6.57-9.99	10	55°	70	57	42	R84	WR112	FBP
HD-100SGAH10	8.20-12.40	10	55°	50	47	37	R100	WR90	FBP
HD-120SGAH10	9.84-15.0	10	55°	55	40	29	R120	WR75	FBP
HD-140SGAH10	11.9-18.0	10	55°	55	37	27	R140	WR62	FBP
HD-180SGAH10	14.5-22.0	10	55°	50	30	20	R180	WR51	FBP
HD-220SGAH10	17.6-26.7	10	55°	45	24	17	R220	WR42	FBP
HD-260SGAH10	21.7-33.0	10	55°	35	20	14	R260	WR34	FBP
HD-320SGAH10	26.5-40.0	10	55°	30	17	12	R320	WR28	FBP
HD-400SGAH10	32.9-50.1	10	55°	36	10.8	7.9	R400	WR22	FUGP
HD-500SGAH10	39.2-59.6	10	55°	30	9	6.4	R500	WR19	FUGP
HD-620SGAH10	49.8-75.8	10	55°	25	7.5	5.3	R620	WR15	FUGP
HD-740SGAH10	60.5-91.9	10	55°	20	5.9	4.5	R740	WR12	FUGP
HD-900SGAH10	73.8-112	10	55°	20	5.3	4	R900	WR10	FUGP

*Gain and 3dB Beamwidth values have been calculated by computer simulation.

=====

XI'AN HENGDA MICROWAVE TECHNOLOGY DEVELOPMENT CO., LTD

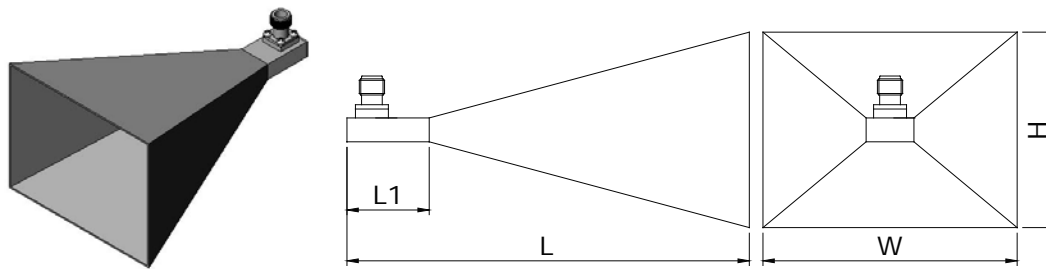
485 FeiTian Road, Xi'an National Civil Aerospace Industrial Base, Xi'an, Shaanxi Province, China 710100

Tel: +86-29-85224787 Fax: +86-29-85264764 www.hdmicrowave.com

【Ordering Information】

Example Part No: HD- 100 SGAH 10
 HengDa Microwave | Gain: 10dB
 WG Type: R100 | Product Type: Standard Gain Horn Antenna with Waveguide Input

- Flange type: Multiple types available - see HD Flanges page
- Finish: Corrosion protection plus black/grey top coat

Style 2 — Built-in Coaxial Input

【Specifications】

Model No*	Freq Range (GHz)	Gain** (dB)	3dB Beamwidth** (Nom)	Dimensions (mm)			WG Type		Connector
				L	W	H	IEC	EIA	
HD-3SGAH10N...	0.32-0.49	10	55°	850	1150	800	R3	WR2300	N Type
HD-4SGAH10N...	0.35-0.53	10	55°	800	1050	720	R4	WR2100	N Type
HD-5SGAH10N...	0.41-0.62	10	55°	800	900	660	R5	WR1800	N Type
HD-6SGAH10N...	0.49-0.75	10	55°	700	700	500	R6	WR1500	N Type
HD-8SGAH10N...	0.64-0.98	10	55°	590	620	440	R8	WR1150	N Type
HD-9SGAH10N...	0.75-1.15	10	55°	480	480	336	R9	WR975	N Type
HD-12SGAH10N...	0.96-1.46	10	55°	400	400	280	R12	WR770	N Type
HD-14SGAH10N...	1.13-1.73	10	55°	370	315	235	R14	WR650	N Type
HD-18SGAH10N...	1.45-2.20	10	55°	310	249	184	R18	WR510	N Type
HD-22SGAH10N...	1.72-2.61	10	55°	260	209	154	R22	WR430	N Type
HD-26SGAH10N...	2.17-3.30	10	55°	200	165	125	R26	WR340	N Type
HD-32SGAH10N...	2.60-3.95	10	55°	175	144	114	R32	WR284	N Type
HD-40SGAH10N...	3.22-4.90	10	55°	150	113	88	R40	WR229	N Type
HD-48SGAH10N...	3.94-5.99	10	55°	145	98	73	R48	WR187	N Type
HD-58SGAH10N...	4.64-7.05	10	55°	135	83	63	R58	WR159	N Type
HD-70SGAH10N...	5.38-8.17	10	55°	110	67	52	R70	WR137	N Type
HD-84SGAH10N...	6.57-9.99	10	55°	95	57	42	R84	WR112	N Type
HD-100SGAH10N...	8.20-12.40	10	55°	75	47	37	R100	WR90	N Type
HD-120SGAH10S...	9.84-15.0	10	55°	75	40	29	R120	WR75	SMA
HD-140SGAH10S...	11.9-18.0	10	55°	75	37	27	R140	WR62	SMA
HD-180SGAH10S...	14.5-22.0	10	55°	75	30	20	R180	WR51	SMA
HD-220SGAH10S...	17.6-26.7	10	55°	75	24	17	R220	WR42	SMA
HD-260SGAH10K...	21.7-33.0	10	55°	53	20	14	R260	WR34	K2.92mm
HD-320SGAH10K...	26.5-40.0	10	55°	54	17	12	R320	WR28	K2.92mm

*Indicates Model Number. See Ordering Information for complete part number.

=====

XI'AN HENGDA MICROWAVE TECHNOLOGY DEVELOPMENT CO., LTD

485 FeiTian Road, Xi'an National Civil Aerospace Industrial Base, Xi'an, Shaanxi Province, China 710100

Tel: +86-29-85224787 Fax: +86-29-85264764 www.hdmicrowave.com

**Gain and 3dB Beamwidth values have been calculated by computer simulation.

【Ordering Information】

Example Part No: HD-100 SGAH 10 N K

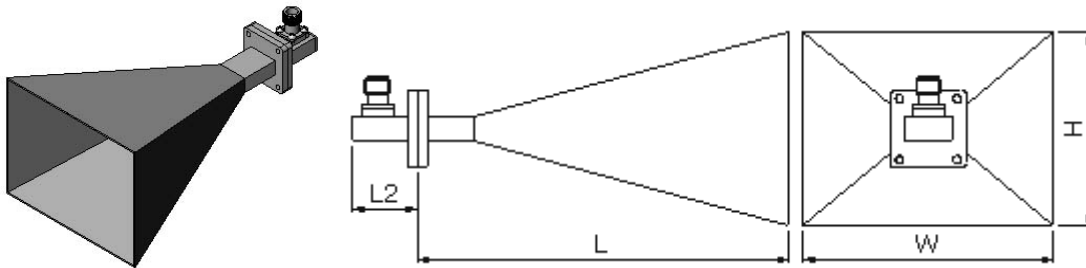
HengDa Microwave ———— J=Male, K=Female

WG Type: R100 ———— Coax Connector Type: N=Type N,
S=SMA, 2.92=K2.92mm

Product Type: Standard Gain Horn Antenna with Built-in Coax Input ———— Gain: 10dB

- Flange type: Multiple types available - see HD- Flanges page
- Finish: Corrosion protection plus black/grey top coat

Style 3 — with Coaxial Connector



【Specifications】

Model No*	Freq Range (GHz)	Gain** (dB)	3dB Beamwidth** (Nom)	Dimensions (mm)				WG Type		Connector
				L	L2	W	H	IEC	EIA	
HD-12SGAH10+N...	0.96-1.46	10	55°	466	166	400	280	R12	WR770	N Type
HD-14SGAH10+N...	1.13-1.73	10	55°	430	150	315	235	R14	WR650	N Type
HD-18SGAH10+N...	1.45-2.20	10	55°	360	120	249	184	R18	WR510	N Type
HD-22SGAH10+N...	1.72-2.61	10	55°	310	100	209	154	R22	WR430	N Type
HD-26SGAH10+N...	2.17-3.30	10	55°	245	85	165	125	R26	WR340	N Type
HD-32SGAH10+N...	2.60-3.95	10	55°	222	72	144	114	R32	WR284	N Type
HD-40SGAH10+N...	3.22-4.90	10	55°	185	65	113	88	R40	WR229	N Type
HD-48SGAH10+N...	3.94-5.99	10	55°	164	54	98	73	R48	WR187	N Type
HD-58SGAH10+N...	4.64-7.05	10	55°	150	50	83	63	R58	WR159	N Type
HD-70SGAH10+N...	5.38-8.17	10	55°	123	48	67	52	R70	WR137	N Type
HD-84SGAH10+N...	6.57-9.99	10	55°	110	40	57	42	R84	WR112	N Type
HD-100SGAH10+N...	8.20-12.40	10	55°	83	33	47	37	R100	WR90	N Type
HD-120SGAH10+S...	9.84-15.0	10	55°	83	30	40	29	R120	WR75	SMA
HD-140SGAH10+S...	11.9-18.0	10	55°	82	27	37	27	R140	WR62	SMA
HD-180SGAH10+S...	14.5-22.0	10	55°	77	27	30	20	R180	WR51	SMA
HD-220SGAH10+S...	17.6-26.7	10	55°	70	25	24	17	R220	WR42	SMA
HD-260SGAH10+K...	21.7-33.0	10	55°	62	27	20	14	R260	WR34	K2.92mm
HD-320SGAH10+K...	26.5-40.0	10	55°	56	26	17	12	R320	WR28	K2.92mm

*Indicates Model Number. See Ordering Information for complete part number.

**Gain and 3dB Beamwidth values have been calculated by computer simulation.

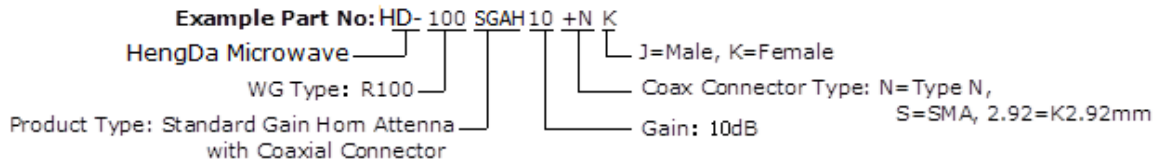
=====

XI'AN HENGDA MICROWAVE TECHNOLOGY DEVELOPMENT CO., LTD

485 FeiTian Road, Xi'an National Civil Aerospace Industrial Base, Xi'an, Shaanxi Province, China 710100

Tel: +86-29-85224787 Fax: +86-29-85264764 www.hdmicrowave.com

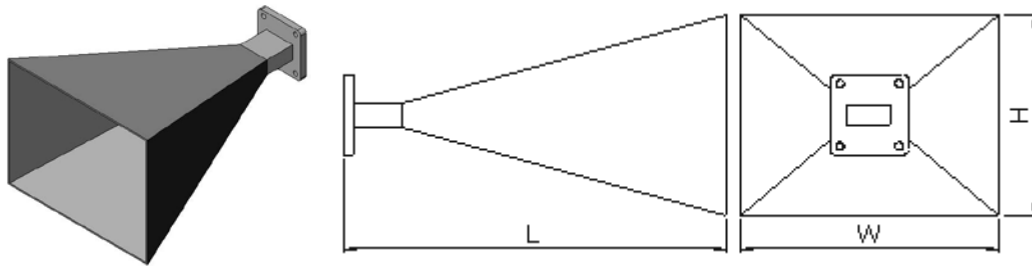
【Ordering Information】



- Flange type: Multiple types available - see HD- Flanges page
- Finish: Corrosion protection plus black/grey top coat

19.2 Standard Gain Horn Antenna, 15 dB

Style 1 — Waveguide Input



【Specifications】

Model No	Freq Range (GHz)	Gain* (dB)	3dB Beamwidth* (Nom)	Dimensions (mm)			WG Type		Flange
				L	W	H	IEC	EIA	
HD-9SGAH15	0.75-1.15	15	30°	640	850	580	R9	WR975	FDP
HD-12SGAH15	0.96-1.46	15	30°	600	700	480	R12	WR770	FDP
HD-14SGAH15	1.13-1.73	15	30°	430	550	380	R14	WR650	FDP
HD-18SGAH15	1.45-2.20	15	30°	365	456	316	R18	WR510	FDP
HD-22SGAH15	1.72-2.61	15	30°	310	380	265	R22	WR430	FDP
HD-26SGAH15	2.17-3.30	15	30°	250	297	216	R26	WR340	FDP
HD-32SGAH15	2.60-3.95	15	30°	230	275	190	R32	WR284	FDP
HD-40SGAH15	3.22-4.90	15	30°	180	205	145	R40	WR229	FDP
HD-48SGAH15	3.94-5.99	15	30°	160	169	119	R48	WR187	FDP
HD-58SGAH15	4.64-7.05	15	30°	130	141	97	R58	WR159	FDP
HD-70SGAH15	5.38-8.17	15	30°	110	122	84	R70	WR137	FDP
HD-84SGAH15	6.57-9.99	15	30°	100	105	71	R84	WR112	FBP
HD-100SGAH15	8.20-12.40	15	30°	80	81	56	R100	WR90	FBP
HD-120SGAH15	9.84-15.0	15	30°	75	68	47	R120	WR75	FBP
HD-140SGAH15	11.9-18.0	15	30°	80	57	40	R140	WR62	FBP
HD-180SGAH15	14.5-22.0	15	30°	55	47	33	R180	WR51	FBP
HD-220SGAH15	17.6-26.7	15	30°	45	39	27	R220	WR42	FBP
HD-260SGAH15	21.7-33.0	15	30°	40	32	22	R260	WR34	FBP
HD-320SGAH15	26.5-40.0	15	30°	35	26	19	R320	WR28	FBP

=====

XI'AN HENGDA MICROWAVE TECHNOLOGY DEVELOPMENT CO., LTD

485 FeiTian Road, Xi'an National Civil Aerospace Industrial Base, Xi'an, Shaanxi Province, China 710100

Tel: +86-29-85224787 Fax: +86-29-85264764 www.hdmicrowave.com

HD-400SGAH15	32.9-50.1	15	30°	30	22	15.5	R400	WR22	FUGP
HD-500SGAH15	39.2-59.6	15	30°	25	19	13	R500	WR19	FUGP
HD-620SGAH15	49.8-75.8	15	30°	21	15	11	R620	WR15	FUGP
HD-740SGAH15	60.5-91.9	15	30°	20	13.5	9.5	R740	WR12	FUGP
HD-900SGAH15	73.8-112	15	30°	18	11	8	R900	WR10	FUGP

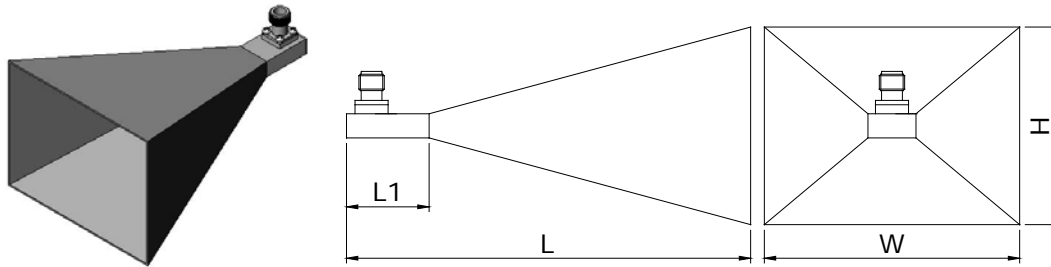
*Gain and 3dB Beamwidth values have been calculated by computer simulation.

【Ordering Information】

Example Part No: HD-100 SGAH 15
 HengDa Microwave ——— Gain: 15dB
 WG Type: R100 ——— Product Type: Standard Gain Horn Antenna with Waveguide Input

- Flange type: Multiple types available - see HD- Flanges page
- Finish: Corrosion protection plus black top coat

Style 2 — Built-in Coaxial Input



【Specifications】

Model No*	Freq Range (GHz)	Gain** (dB)	3dB Beamwidth** (Nom)	Dimensions (mm)			WG Type		Connector
				L	W	H	IEC	EIA	
HD-9SGAH15N...	0.75-1.15	15	30°	820	850	580	R9	WR975	N Type
HD-12SGAH15N...	0.96-1.46	15	30°	700	700	480	R12	WR770	N Type
HD-14SGAH15N...	1.13-1.73	15	30°	520	550	380	R14	WR650	N Type
HD-18SGAH15N...	1.45-2.20	15	30°	430	456	316	R18	WR510	N Type
HD-22SGAH15N...	1.72-2.61	15	30°	360	380	265	R22	WR430	N Type
HD-26SGAH15N...	2.17-3.30	15	30°	290	297	216	R26	WR340	N Type
HD-32SGAH15N...	2.60-3.95	15	30°	255	275	190	R32	WR284	N Type
HD-40SGAH15N...	3.22-4.90	15	30°	210	205	145	R40	WR229	N Type
HD-48SGAH15N...	3.94-5.99	15	30°	195	169	119	R48	WR187	N Type
HD-58SGAH15N...	4.64-7.05	15	30°	165	141	97	R58	WR159	N Type
HD-70SGAH15N...	5.38-8.17	15	30°	145	122	84	R70	WR137	N Type
HD-84SGAH15N...	6.57-9.99	15	30°	125	105	71	R84	WR112	N Type
HD-100SGAH15N...	8.20-12.40	15	30°	105	81	56	R100	WR90	N Type
HD-120SGAH15S...	9.84-15.0	15	30°	95	68	47	R120	WR75	SMA
HD-140SGAH15S...	11.9-18.0	15	30°	100	57	40	R140	WR62	SMA

=====

XI'AN HENGDA MICROWAVE TECHNOLOGY DEVELOPMENT CO., LTD

485 FeiTian Road, Xi'an National Civil Aerospace Industrial Base, Xi'an, Shaanxi Province, China 710100

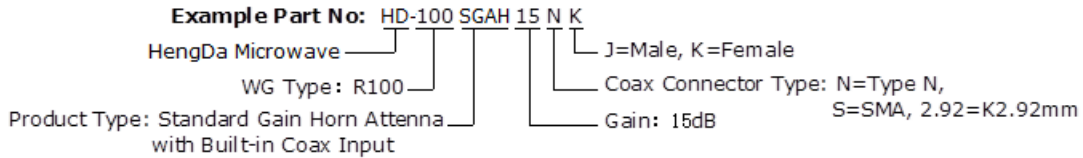
Tel: +86-29-85224787 Fax: +86-29-85264764 www.hdmicrowave.com

HD-180SGAH15S...	14.5-22.0	15	30°	80	47	33	R180	WR51	SMA
HD-220SGAH15S...	17.6-26.7	15	30°	75	39	27	R220	WR42	SMA
HD-260SGAH15K...	21.7-33.0	15	30°	58	32	22	R260	WR34	K2.92mm
HD-320SGAH15K...	26.5-40.0	15	30°	59	26	19	R320	WR28	K2.92mm

*Indicates Model Number. See Ordering Information for complete part number.

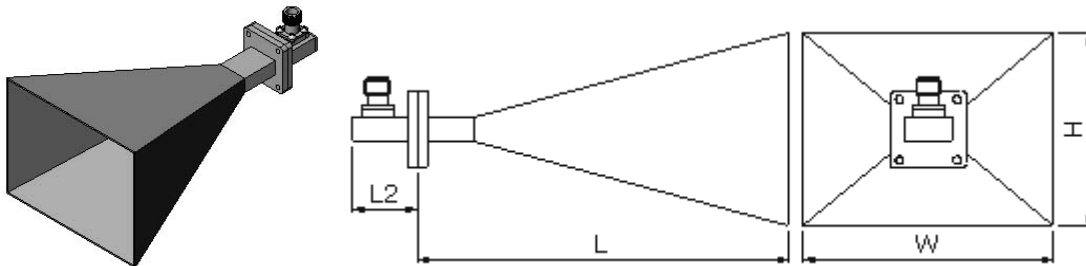
**Gain and 3dB Beamwidth values have been calculated by computer simulation.

【Ordering Information】



- Flange type: Multiple types available - see HD- Flanges page
- Finish: Corrosion protection plus black top coat

Style 3 — with Coaxial Connector



【Specifications】

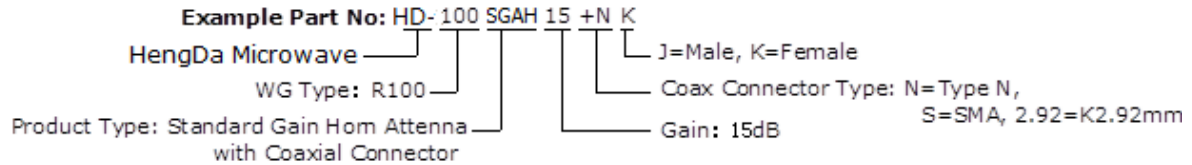
Model No*	Freq Range (GHz)	Gain** (dB)	3dB Beamwidth** (Nom)	Dimensions (mm)				WG Type		Connector
				L	L2	W	H	IEC	EIA	
HD-9SGAH15+N...	0.75-1.15	15	30°	820	231	850	580	R9	WR975	N Type
HD-12SGAH15+N...	0.96-1.46	15	30°	766	166	700	480	R12	WR770	N Type
HD-14SGAH15+N...	1.13-1.73	15	30°	580	150	550	380	R14	WR650	N Type
HD-18SGAH15+N...	1.45-2.20	15	30°	485	120	456	316	R18	WR510	N Type
HD-22SGAH15+N...	1.72-2.61	15	30°	410	100	380	265	R22	WR430	N Type
HD-26SGAH15+N...	2.17-3.30	15	30°	335	85	297	216	R26	WR340	N Type
HD-32SGAH15+N...	2.60-3.95	15	30°	302	72	275	190	R32	WR284	N Type
HD-40SGAH15+N...	3.22-4.90	15	30°	245	65	205	145	R40	WR229	N Type
HD-48SGAH15+N...	3.94-5.99	15	30°	214	54	169	119	R48	WR187	N Type
HD-58SGAH15+N...	4.64-7.05	15	30°	180	50	141	97	R58	WR159	N Type
HD-70SGAH15+N...	5.38-8.17	15	30°	158	48	122	84	R70	WR137	N Type
HD-84SGAH15+N...	6.57-9.99	15	30°	140	40	105	71	R84	WR112	N Type
HD-100SGAH15+N...	8.20-12.40	15	30°	115	35	81	56	R100	WR90	N Type
HD-120SGAH15+S...	9.84-15.0	15	30°	105	30	68	47	R120	WR75	SMA

HD-140SGAH15+S...	11.9-18.0	15	30°	107	27	57	40	R140	WR62	SMA
HD-180SGAH15+S...	14.5-22.0	15	30°	82	27	47	33	R180	WR51	SMA
HD-220SGAH15+S...	17.6-26.7	15	30°	70	25	39	27	R220	WR42	SMA
HD-260SGAH15+K...	21.7-33.0	15	30°	67	27	32	22	R260	WR34	K2.92mm
HD-320SGAH15+K...	26.5-40.0	15	30°	61	26	26	19	R320	WR28	K2.92mm

*Indicates Model Number. See Ordering Information for complete part number.

**Gain and 3dB Beamwidth values have been calculated by computer simulation.

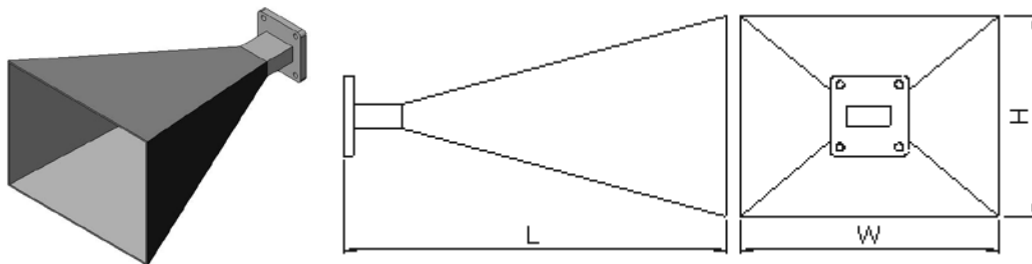
【Ordering Information】



- Flange type: Multiple types available - see HD- Flanges page
- Finish: Corrosion protection plus black top coat

19.3 Standard Gain Horn Antenna, 20 dB

Style 1 — Waveguide Input



【Specifications】

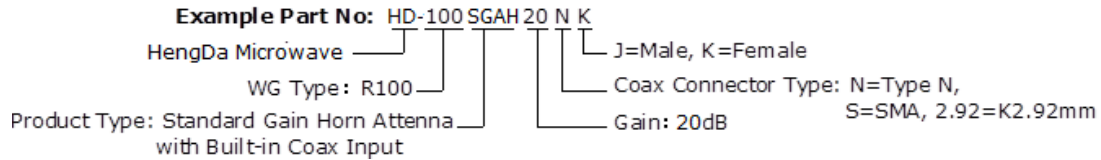
Model No	Freq Range (GHz)	Gain* (dB)	3dB Beamwidth* (Nom)	Dimensions (mm)			WG Type		Flange
				L	W	H	IEC	EIA	
HD-32SGAH20	2.60-3.95	20	18°	700	476	346	R32	WR284	D Type
HD-40SGAH20	3.22-4.90	20	18°	520	345	264	R40	WR229	D Type
HD-48SGAH20	3.94-5.99	20	18°	440	280	212	R48	WR187	D Type
HD-58SGAH20	4.64-7.05	20	18°	400	245	175	R58	WR159	D Type
HD-70SGAH20	5.38-8.17	20	18°	290	197	153	R70	WR137	D Type
HD-84SGAH20	6.57-9.99	20	18°	290	180	128	R84	WR112	B Type
HD-100SGAH20	8.20-12.40	20	18°	220	138	107	R100	WR90	B Type
HD-120SGAH20	9.84-15.0	20	18°	200	115	83	R120	WR75	B Type
HD-140SGAH20	11.9-18.0	20	18°	150	93	72	R140	WR62	B Type
HD-180SGAH20	14.5-22.0	20	18°	140	80	56	R180	WR51	B Type
HD-220SGAH20	17.6-26.7	20	18°	125	70	49	R220	WR42	B Type
HD-260SGAH20	21.7-33.0	20	18°	110	54	42	R260	WR34	B Type

HD-180SGAH20S...	14.5-22.0	20	18°	165	80	56	R180	WR51	SMA
HD-220SGAH20S...	17.6-26.7	20	18°	155	70	49	R220	WR42	SMA
HD-260SGAH20K...	21.7-33.0	20	18°	128	54	42	R260	WR34	K2.92mm
HD-320SGAH20K...	26.5-40.0	20	18°	114	47	33	R320	WR28	K2.92mm

*Indicates Model Number. See Ordering Information for complete part number.

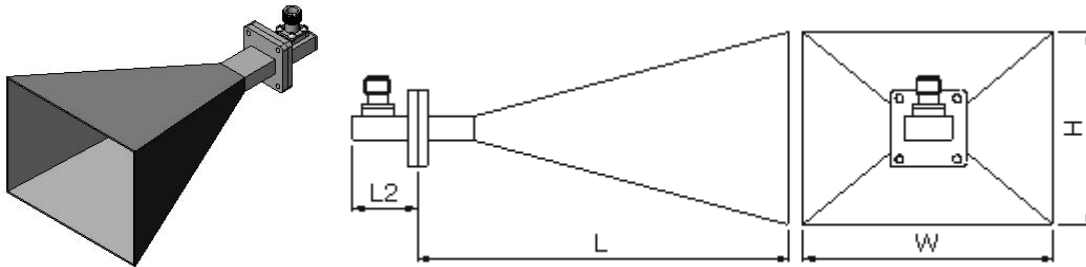
**Gain and 3dB Beamwidth values have been calculated by computer simulation.

【Ordering Information】



- Flange type: Multiple types available - see HD- Flanges page
- Finish: Corrosion protection plus black top coat

Style 3 — with Coaxial Connector



【Specifications】

Model No*	Freq Range (GHz)	Gain** (dB)	3dB Beamwidth** (Nom)	Dimensions (mm)				WG Type		Connector
				L	L2	W	H	IEC	EIA	
HD-32SGAH20+N...	2.60-3.95	20	18°	772	72	476	346	R32	WR284	N Type
HD-40SGAH20+N...	3.22-4.90	20	18°	585	65	345	264	R40	WR229	N Type
HD-48SGAH20+N...	3.94-5.99	20	18°	494	54	280	212	R48	WR187	N Type
HD-58SGAH20+N...	4.64-7.05	20	18°	450	50	245	175	R58	WR159	N Type
HD-70SGAH20+N...	5.38-8.17	20	18°	338	48	197	153	R70	WR137	N Type
HD-84SGAH20+N...	6.57-9.99	20	18°	330	40	180	128	R84	WR112	N Type
HD-100SGAH20+N...	8.20-12.40	20	18°	255	35	138	107	R100	WR90	N Type
HD-120SGAH20+S...	9.84-15.0	20	18°	230	30	115	83	R120	WR75	SMA
HD-140SGAH20+S...	11.9-18.0	20	18°	177	27	93	72	R140	WR62	SMA
HD-180SGAH20+S...	14.5-22.0	20	18°	167	27	80	56	R180	WR51	SMA
HD-220SGAH20+K...	17.6-26.7	20	18°	150	25	70	49	R220	WR42	K2.92mm
HD-260SGAH20+K...	21.7-33.0	20	18°	137	27	54	42	R260	WR34	K2.92mm
HD-320SGAH20+K...	26.5-40.0	20	18°	116	26	47	33	R320	WR28	K2.92mm
HD-400SGAH20+K...	33-50.0	20	18°	96	31	35	26	R400	WR22	K2.92mm

=====

XI'AN HENGDA MICROWAVE TECHNOLOGY DEVELOPMENT CO., LTD

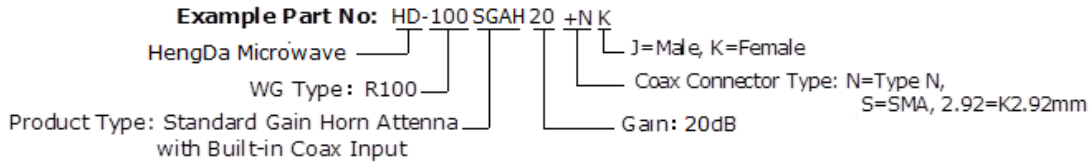
485 FeiTian Road, Xi'an National Civil Aerospace Industrial Base, Xi'an, Shaanxi Province, China 710100

Tel: +86-29-85224787 Fax: +86-29-85264764 www.hdmicrowave.com

*Indicates Model Number. See Ordering Information for complete part number.

**Gain and 3dB Beamwidth values have been calculated by computer simulation.

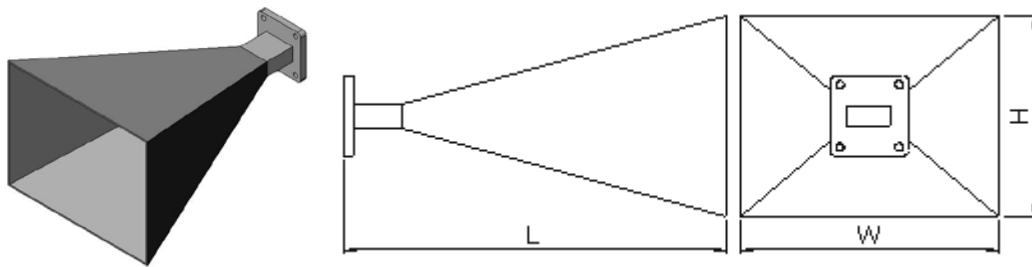
【Ordering Information】



- Flange type: Multiple types available - see HD- Flanges page
- Finish: Corrosion protection plus black top coat

19.4 Standard Gain Horn Antenna, 25 dB

Style 1 — Waveguide Input



【Specifications】

Model No	Freq Range (GHz)	Gain* (dB)	3dB Beamwidth* (Nom)	Dimensions (mm)			WG Type		Flange
				L	W	H	IEC	EIA	
HD-100SGAH25	8.20-12.40	25	10°	740	250	180	R100	WR90	FBP
HD-120SGAH25	9.84-15.0	25	10°	550	200	155	R120	WR75	FBP
HD-140SGAH25	11.9-18.0	25	10°	520	175	120	R140	WR62	FBP
HD-180SGAH25	14.5-22.0	25	10°	400	134	104	R180	WR51	FBP
HD-220SGAH25	17.6-26.7	25	10°	350	120	85	R220	WR42	FBP
HD-260SGAH25	21.7-33.0	25	10°	300	92	70	R260	WR34	FBP
HD-320SGAH25	26.5-40.0	25	10°	240	80	56	R320	WR28	FBP
HD-400SGAH25	32.9-50.1	25	10°	205	66	46	R400	WR22	FUGP
HD-500SGAH25	39.2-59.6	25	10°	160	53	37	R500	WR19	FUGP
HD-620SGAH25	49.8-75.8	25	10°	130	43	31	R620	WR15	FUGP
HD-740SGAH25	60.5-91.9	25	10°	120	37	26	R740	WR12	FUGP
HD-900SGAH25	73.8-112	25	10°	100	30	23	R900	WR10	FUGP

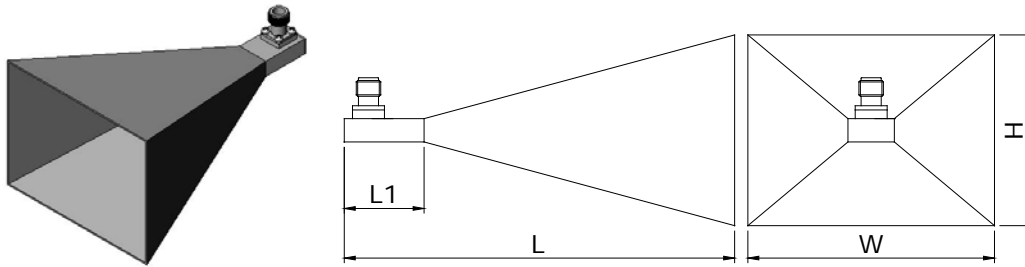
*Gain and 3dB Beamwidth values have been calculated by computer simulation.

【Ordering Information】

Example Part No: HD-100 SGAH 25
 HengDa Microwave ——— Gain: 25dB
 WG Type: R100 ——— Product Type: Standard Gain Horn Antenna with Waveguide Input

- Flange type: Multiple types available - see HD- Flanges page
- Finish: Corrosion protection plus black top coat

Style 2 — Built-in Coaxial Input



【Specifications】

Model No*	Freq Range (GHz)	Gain** (dB)	3dB Beamwidth** (Nom)	Dimensions (mm)			WG Type		Connector
				L	W	H	IEC	EIA	
HD-100SGAH25N...	8.20-12.40	25	10°	760	250	180	R100	WR90	N Type
HD-120SGAH25S...	9.84-15.0	25	10°	570	200	155	R120	WR75	SMA
HD-140SGAH25S...	11.9-18.0	25	10°	540	175	120	R140	WR62	SMA
HD-180SGAH25S...	14.5-22.0	25	10°	424	134	104	R180	WR51	SMA
HD-220SGAH25K...	17.6-26.7	25	10°	375	120	85	R220	WR42	K2.92mm
HD-260SGAH25K...	21.7-33.0	25	10°	313	92	70	R260	WR34	K2.92mm
HD-320SGAH25K...	26.5-40.0	25	10°	259	80	56	R320	WR28	K2.92mm

*Indicates Model Number. See Ordering Information for complete part number.

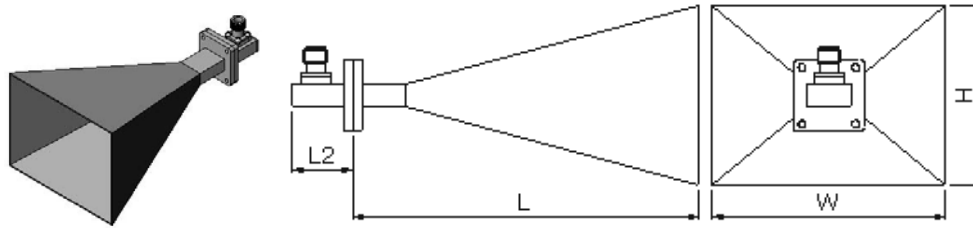
**Gain and 3dB Beamwidth values have been calculated by computer simulation.

【Ordering Information】

Example Part No: HD-100 SGAH 25 N K
 HengDa Microwave ——— J=Male, K=Female
 WG Type: R100 ——— Coax Connector Type: N=Type N, S=SMA, 2.92=K2.92mm
 Product Type: Standard Gain Horn Antenna with Built-in Coax Input ——— Gain: 25 dB

- Flange type: Multiple types available - see HD- Flanges page
- Finish: Corrosion protection plus black top coat

Style 3 — with Coaxial Connector



【Specifications】

Model No*	Freq Range (GHz)	Gain** (dB)	3dB Beamwidth** (Nom)	Dimensions (mm)				WG Type		Connector
				L	L2	W	H	IEC	EIA	
HD-100SGAH25+N...	8.20-12.40	25	10°	775	35	250	180	R100	WR90	N Type
HD-120SGAH25+S...	9.84-15.0	25	10°	550	30	200	155	R120	WR75	SMA
HD-140SGAH25+S...	11.9-18.0	25	10°	547	27	175	120	R140	WR62	SMA
HD-180SGAH25+S...	14.5-22.0	25	10°	427	27	134	104	R180	WR51	SMA
HD-220SGAH25+K...	17.6-26.7	25	10°	375	25	120	85	R220	WR42	K2.92mm
HD-260SGAH25+K...	21.7-33.0	25	10°	327	27	92	70	R260	WR34	K2.92mm
HD-320SGAH25+K...	26.5-40.0	25	10°	266	26	80	56	R320	WR28	K2.92mm
HD-400SGAH25+K...	33-50.0	25	10°	236	31	66	46	R400	WR22	K2.92mm

*Indicates Model Number. See Ordering Information for complete part number.

**Gain and 3dB Beamwidth values have been calculated by computer simulation.

【Ordering Information】

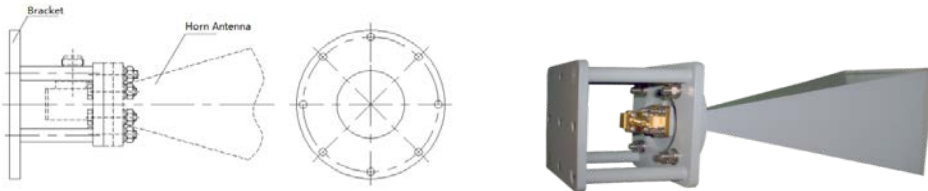
Example Part No: HD-100 SGAH 25 +N K

HengDa Microwave ————
 WG Type: R100 ————
 Product Type: Standard Gain Horn Antenna with Coaxial Connector ————
 Gain: 25dB ————
 J=Male, K=Female ————
 Coax Connector Type: N=Type N, S=SMA, 2.92=K2.92mm ————

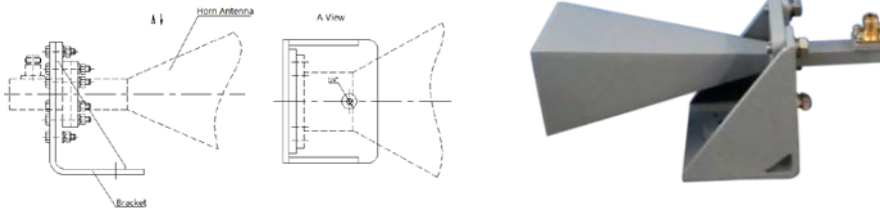
- Flange type: Multiple types available - see HD- Flanges page
- Finish: Corrosion protection plus black top coat

19.6 Antenna Bracket for Standard Gain Horn Antenna

Type 1



Type 2



【Ordering Information】

Example Part No: HD- ZJ G 100

HengDa Microwave	ZJ	G	100
Product Type: Antenna Bracket		WG Type: R100	
		Bracket type: L:L Style	
		G:I-shaped	

- Flange type: Multiple types available - see HD- Flanges page
- Finish: Corrosion protection plus grey top coat