



mmWave (DC-67GHz)
Fixed Attenuators



Index

2.92MM FIXED ATTENUATORS 2 WATT 40GHz	1
2.92MM FIXED ATTENUATORS 5 WATT 40GHz	2
2.92MM FIXED ATTENUATORS 10 WATT 40GHz	3
2.92MM FIXED ATTENUATORS 15 WATT 40GHz	4
2.92MM FIXED ATTENUATORS 20 WATT 40GHz	5
2.92MM FIXED ATTENUATORS 25 WATT 40GHz	6
2.92MM FIXED ATTENUATORS 30 WATT 40GHz	7
2.92MM FIXED ATTENUATORS 40 WATT 40GHz	8
2.92MM FIXED ATTENUATORS 50 WATT 40GHz	9
2.92MM FIXED ATTENUATORS 60 WATT 40GHz	10
2.4MM FIXED ATTENUATORS 2 WATT 40GHz	11
2.4MM FIXED ATTENUATORS 2 WATT 50GHz	12
1.85MM FIXED ATTENUATORS 2 WATT 67GHz	13

COAXIAL FIXED ATTENUATORS



ATTENUATORS
2 WATT 40GHZ

Anoison mmWave Fixed Attenuators Frequency Range DC - 67 GHz

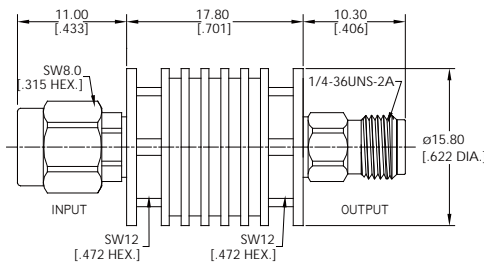
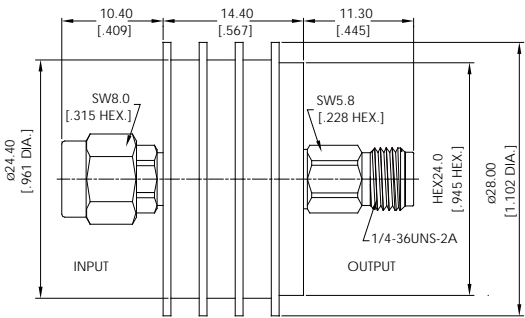
The standard Anoison millimeter wave fixed attenuators cover the frequency range of DC to 67 GHz and are available with 2.92mm, 2.4mm and 1.85mm connectors. Our 40GHz (2.92mm) series have full power range from 2W to 60W with a variety of available dB attenuation values. Our 50GHz (2.4mm) and 67 GHz(1.85mm) are available in 2W versions. We are developing higher power version. Custom designs are available for other special attenuation values & frequency ranges. Anoison's designs are compact relative to the size of those from other manufacturers at same power without compromising our excellent VSWR performance and attenuation accuracy.



2.92MM FIXED ATTENUATORS 2 WATT 40GHZ

2.92MM 2 WATT FIXED ATTENUATORS						
	DESCRIPTION	2.92MM MALE TO MALE		2.92MM MALE TO FEMALE		2.92MM FEMALE TO FEMALE
MODEL # *	ANO 29-0201-XX		ANO 29-0202-XX		ANO 29-0203-XX	
ATTENUATION	1 DB - 10 DB	15 DB	20 DB	25 DB	30 DB	
ACCURACY(DB)	±0.6	±0.6	±0.6	±0.6	±0.8	
FREQ RANGE	DC-40GHz					
VSWR	1.25 MAX.					
AVERAGE PW **	2W Avg. @ 25°C					
PEAK PW	100W MAX.					
MATERIAL & FINISH	BODY	STAINLESS STEEL, PASSIVATED				
	CENTER CONTACT	MALE: PHOSPHOR BRONE, GOLD PLATED FEMALE: BERYLLIUM COPPER, GOLD PLATED				
	INSULATOR	PEI				
	COUPLING NUT	STAINLESS STEEL, PASSIVATED				
* To complete Model # add dB value.						
Example P/N:						
ANO 29-0201-XX becomes: ANO 29-0201-10 when 10dB attenuation is desired						
ANO 29-0203-XX becomes: ANO 29-0203-30 when 30dB attenuation is desired						
** derated linearly to 0.5W @ 125°C						
NOTES:						
1. DIMENSIONS TOLERANCE ±2%						
2. CUSTOM DESIGNS AVAILABLE FOR OTHER SPECIAL ATTENUATION VALUE & FREQUENCY RANGE.						

2.92MM FIXED ATTENUATORS 5 WATT 40GHz

2.92MM 5 WATT FIXED ATTENUATORS										
	DESCRIPTION	2.92MM MALE TO FEMALE					2.92MM MALE TO FEMALE			
MODEL # *	ANO 29-0501-XX					ANO 29-0503-XX				
ATTENUATION	1 DB - 10 DB	15 DB	20 DB	25 DB	30 DB	35 DB - 40 DB	45 DB - 50 DB	55 DB - 60 DB		
ACCURACY(DB)	+0.8 -0.6	+0.8 -0.6	+0.8 -0.6	+0.8 -0.6	+1.0 -0.8	±1.0	+1.2 -1.0	+1.5 -1.0		
FREQ RANGE	DC-40GHz									
VSWR	1.30 MAX.									
AVERAGE PW **	5W Avg. @ 25°C									
PEAK PW	200W MAX.									
MATERIAL & FINISH	BODY	STAINLESS STEEL, PASSIVATED								
	CENTER CONTACT	BERYLLIUM COPPER, GOLD PLATED								
	INSULATOR	PEI								
	COUPLING NUT	STAINLESS STEEL, PASSIVATED								
<p>* To complete Model # add dB value.</p> <p>Example P/N:</p> <p>ANO 29-0501-XX becomes: ANO 29-0501-10 when 10dB attenuation is desired</p> <p>ANO 29-0503-XX becomes: ANO 29-0503-35 when 35dB attenuation is desired</p> <p>** derated linearly to 0.5W @ 125°C</p>										
<p>NOTES:</p> <p>1. DIMENSIONS TOLERANCE ±2%</p> <p>2. CUSTOM DESIGNS AVAILABLE FOR OTHER SPECIAL ATTENUATION VALUE & FREQUENCY RANGE.</p>										

COAXIAL FIXED ATTENUATORS



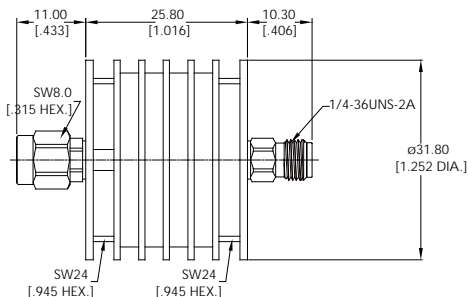
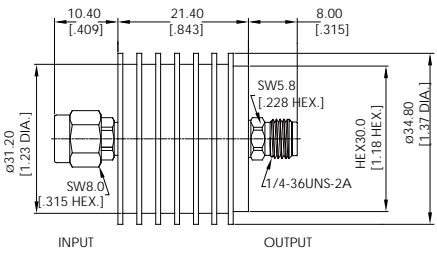
2.92MM FIXED ATTENUATORS 10 WATT 40GHz

2.92MM 10 WATT FIXED ATTENUATORS										
DESCRIPTION	2.92MM MALE TO FEMALE					2.92MM MALE TO FEMALE				
MODEL # *	ANO 29-1001-XX					ANO 29-1003-XX				
ATTENUATION	1 DB - 10 DB	15 DB	20 DB	25 DB	30 DB	20 DB - 30DB	35 DB - 40 DB	45 DB - 50 DB	55 DB - 60 DB	
ACCURACY(DB)	+0.8 -0.6	+0.8 -0.6	+0.8 -0.6	+0.8 -0.6	+1.0 -0.8	±1.0	±1.0	+1.2 -1.0	+1.5 -1.0	
FREQ RANGE	DC-40GHz									
VSWR	1.30 MAX.									
AVERAGE PW **	10W Avg. @ 25°C									
PEAK PW	500W MAX.									
MATERIAL & FINISH	BODY		STAINLESS STEEL, PASSIVATED							
	CENTER CONTACT		BERYLLIUM COPPER, GOLD PLATED							
	INSULATOR		PEI							
	COUPLING NUT		STAINLESS STEEL, PASSIVATED							
<p>* To complete Model # add dB value.</p> <p>Example P/N:</p> <p>ANO 29-1001-XX becomes: ANO 29-1001-10 when 10dB attenuation is desired</p> <p>ANO 29-1003-XX becomes: ANO 29-1003-30 when 30dB attenuation is desired</p> <p>** derated linearly to 2W @ 125°C</p>										
<p>NOTES:</p> <p>1. DIMENSIONS TOLERANCE ±2%</p> <p>2. CUSTOM DESIGNS AVAILABLE FOR OTHER SPECIAL ATTENUATION VALUE & FREQUENCY RANGE.</p>										

ATTENUATORS
10 WATT 40GHz

2.92MM FIXED ATTENUATORS 15 WATT 40GHZ

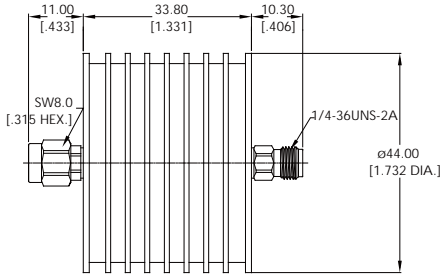
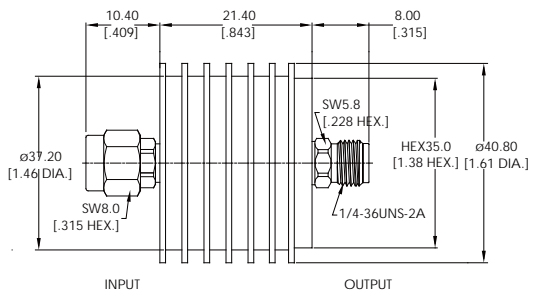
ATTENUATORS
15 WATT 40GHZ

2.92MM 15 WATT FIXED ATTENUATORS										
DESCRIPTION	2.92MM MALE TO FEMALE					2.92MM MALE TO FEMALE				
MODEL # *	ANO 29-1501-XX					ANO 29-1502-XX				
ATTENUATION	1 DB - 10 DB	15 DB	20 DB	25 DB	30 DB	20 DB - 30DB	35 DB - 40 DB	45 DB - 50 DB	55 DB - 60 DB	
ACCURACY(DB)	+0.8 -0.6	+0.8 -0.6	+0.8 -0.6	+0.8 -0.6	+1.0 -0.8	±1.0	±1.0	+1.2 -1.0	+1.5 -1.0	
FREQ RANGE	DC-40GHz									
VSWR	1.30 MAX.									
AVERAGE PW **	10W Avg. @ 25°C									
PEAK PW	500W MAX.									
MATERIAL & FINISH	BODY		STAINLESS STEEL, PASSIVATED							
	CENTER CONTACT		BERYLLIUM COPPER, GOLD PLATED							
	INSULATOR		PEI							
	COUPLING NUT		STAINLESS STEEL, PASSIVATED							
<p>* To complete Model # add dB value.</p> <p>Example P/N:</p> <p>ANO 29-1501-XX becomes: ANO 29-1501-10 when 10dB attenuation is desired</p> <p>ANO 29-1502-XX becomes: ANO 29-1502-30 when 30dB attenuation is desired</p> <p>** derated linearly to 3W @ 125°C</p>										
<p>NOTES:</p> <p>1. DIMENSIONS TOLERANCE ±2%</p> <p>2. CUSTOM DESIGNS AVAILABLE FOR OTHER SPECIAL ATTENUATION VALUE & FREQUENCY RANGE.</p>										

COAXIAL FIXED ATTENUATORS



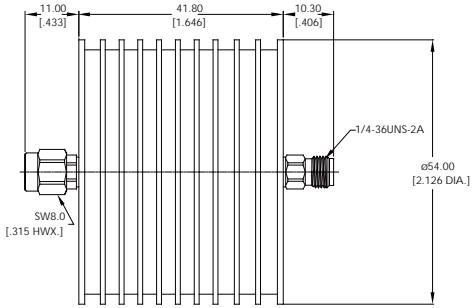
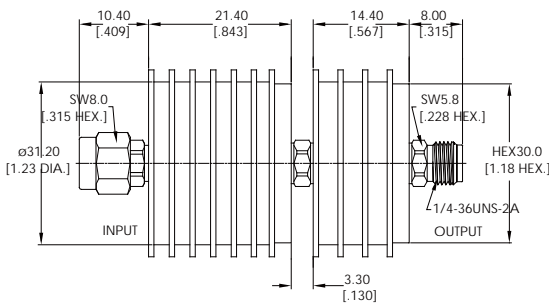
2.92MM FIXED ATTENUATORS 20 WATT 40GHz

2.92MM 20 WATT FIXED ATTENUATORS										
	DESCRIPTION 2.92MM MALE TO FEMALE					DESCRIPTION 2.92MM MALE TO FEMALE				
	MODEL # * ANO 29-2001-XX					MODEL # * ANO 29-2002-XX				
ATTENUATION	1 DB - 10 DB	15 DB	20 DB	25 DB	30 DB	10DB	20 DB	30 DB	40 DB	
ACCURACY(DB)	+0.8 -0.6	+0.8 -0.6	+0.8 -0.6	+0.8 -0.6	+1.0 -0.8	+2.0 -1.5	+1.2 -1.0	+1.2 -1.0	+1.2 -1.0	
FREQ RANGE	DC-40GHz									
VSWR	1.30 MAX.									
AVERAGE PW **	20W Avg. @ 25°C									
PEAK PW	500W MAX.									
MATERIAL & FINISH	BODY		STAINLESS STEEL, PASSIVATED							
	CENTER CONTACT		BERYLLIUM COPPER, GOLD PLATED							
	INSULATOR		PEI							
	COUPLING NUT		STAINLESS STEEL, PASSIVATED							
* To complete Model # add dB value.										
Example P/N:										
ANO 29-2001-XX becomes: ANO 29-2001-10 when 10dB attenuation is desired										
ANO 29-2002-XX becomes: ANO 29-2002-30 when 30dB attenuation is desired										
** derated linearly to 2W @ 125°C										
NOTES:										
1. DIMENSIONS TOLERANCE ±2%										
2. CUSTOM DESIGNS AVAILABLE FOR OTHER SPECIAL ATTENUATION VALUE & FREQUENCY RANGE.										

ATTENUATORS
20 WATT 40GHz

2.92MM FIXED ATTENUATORS 25 WATT 40GHz

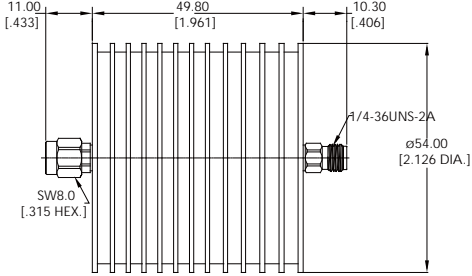
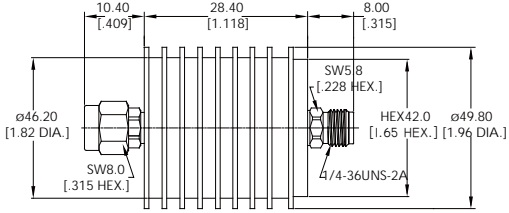
ATTENUATORS
25 WATT 40GHz

2.92MM 25 WATT FIXED ATTENUATORS										
	2.92MM MALE TO FEMALE					2.92MM MALE TO FEMALE				
DESCRIPTION	2.92MM MALE TO FEMALE					2.92MM MALE TO FEMALE				
MODEL # *	ANO 29-2501-XX					ANO 29-2503-XX				
ATTENUATION	1 DB - 10 DB	15 DB	20 DB	25 DB	30 DB	10DB	20 DB	30 DB	40 DB	
ACCURACY(DB)	+0.8 -0.6	+0.8 -0.6	+0.8 -0.6	+0.8 -0.6	+1.0 -0.8	+2.0 -1.8	+1.2 -1.0	+1.2 -1.0	+1.2 -1.0	
FREQ RANGE	DC-40GHz									
VSWR	1.30 MAX.									
AVERAGE PW **	25W Avg. @ 25°C									
PEAK PW	200W MAX.									
MATERIAL & FINISH	BODY		STAINLESS STEEL, PASSIVATED							
	CENTER CONTACT		BERYLLIUM COPPER, GOLD PLATED							
	INSULATOR		PEI							
	COUPLING NUT		STAINLESS STEEL, PASSIVATED							
* To complete Model # add dB value.										
Example P/N:										
ANO 29-2501-XX becomes: ANO 29-2501-10 when 10dB attenuation is desired										
ANO 29-2503-XX becomes: ANO 29-2503-30 when 30dB attenuation is desired										
** derated linearly to 5W @ 125°C										
NOTES:										
1. DIMENSIONS TOLERANCE ±2%										
2. CUSTOM DESIGNS AVAILABLE FOR OTHER SPECIAL ATTENUATION VALUE & FREQUENCY RANGE.										

COAXIAL FIXED ATTENUATORS

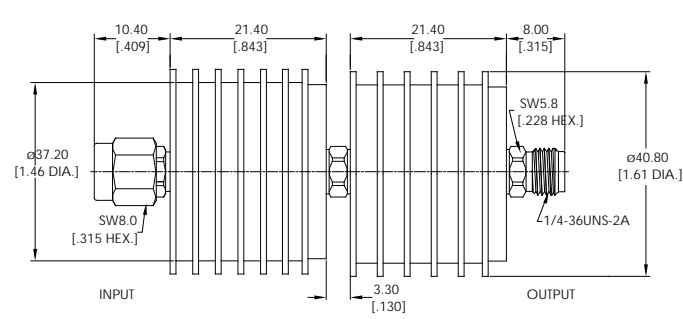


2.92MM FIXED ATTENUATORS 30 WATT 40GHz

2.92MM 30 WATT FIXED ATTENUATORS									
DESCRIPTION	2.92MM MALE TO FEMALE				2.92MM MALE TO FEMALE				
MODEL # *	ANO 29-3001-XX				ANO 29-3002-XX				
ATTENUATION	10 DB	20 DB	30 DB	40 DB	10DB	20 DB	30 DB	40 DB	
ACCURACY(DB)	±1.5	±1.5	±1.5	±1.5	+2.0 -1.5	+1.2 -1.0	+1.2 -1.0	+1.2 -1.0	
FREQ RANGE	DC-40GHz								
VSWR	1.30 MAX.								
AVERAGE PW **	30W Avg. @ 25°C								
PEAK PW	500W MAX.								
MATERIAL & FINISH	BODY		STAINLESS STEEL, PASSIVATED						
	CENTER CONTACT		BERYLLIUM COPPER, GOLD PLATED						
	INSULATOR		PEI						
	COUPLING NUT		STAINLESS STEEL, PASSIVATED						
<p>* To complete Model # add dB value.</p> <p>Example P/N:</p> <p>ANO 29-3001-XX becomes: ANO 29-3001-10 when 10dB attenuation is desired</p> <p>ANO 29-3002-XX becomes: ANO 29-3002-30 when 30dB attenuation is desired</p> <p>** derated linearly to 6W @ 125°C</p>									
<p>NOTES:</p> <p>1. DIMENSIONS TOLERANCE ±2%</p> <p>2. CUSTOM DESIGNS AVAILABLE FOR OTHER SPECIAL ATTENUATION VALUE & FREQUENCY RANGE.</p>									

ATTENUATORS
30 WATT 40GHz

2.92MM FIXED ATTENUATORS 40 WATT 40GHz

2.92MM 40 WATT FIXED ATTENUATORS		
DESCRIPTION	2.92MM MALE TO FEMALE	
MODEL # *	ANO 29-4001-XX	
ATTENUATION	30 DB	40 DB
ACCURACY(DB)	+1.5 -1.0	+1.5 -1.0
FREQ RANGE	DC-40GHz	
VSWR	1.30 MAX.	
AVERAGE PW **	40W Avg. @ 25°C	
PEAK PW	500W MAX.	
MATERIAL & FINISH	BODY	STAINLESS STEEL, PASSIVATED
	CENTER CONTACT	BERYLLIUM COPPER, GOLD PLATED
	INSULATOR	PEI
	COUPLING NUT	STAINLESS STEEL, PASSIVATED
<p>* To complete Model # add dB value.</p> <p>Example P/N: ANO 29-4001-XX becomes: ANO 29-4001-30 when 30dB attenuation is desired</p> <p>** derated linearly to 8W @ 125°C</p>		
<p>NOTES:</p> <ol style="list-style-type: none"> DIMENSIONS TOLERANCE $\pm 2\%$ CUSTOM DESIGNS AVAILABLE FOR OTHER SPECIAL ATTENUATION VALUE & FREQUENCY RANGE. 		

ATTENUATORS
40 WATT 40GHz

COAXIAL FIXED ATTENUATORS

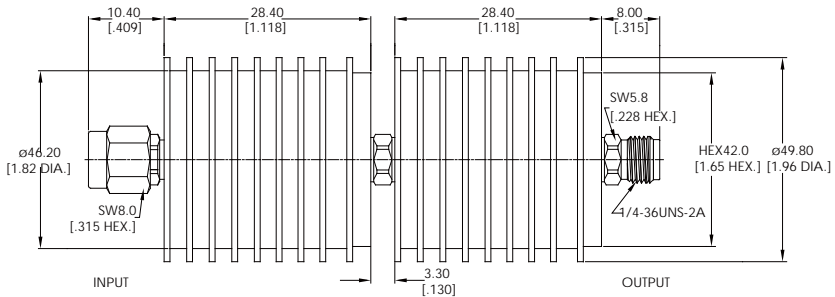


2.92MM FIXED ATTENUATORS 50 WATT 40GHz

2.92MM 50 WATT FIXED ATTENUATORS			
	DESCRIPTION		DESCRIPTION
	MODEL # *		MODEL # *
ATTENUATION	30 DB - 40 DB		30 DB - 40 DB
ACCURACY(DB)	+2.0 -1.5		+2.0 -1.5
FREQ RANGE	DC-40GHz		DC-40GHz
VSWR	1.30 MAX.		1.30 MAX.
AVERAGE PW **	50W Avg. @ 25°C		50W Avg. @ 25°C
PEAK PW	500W MAX.		500W MAX.
MATERIAL & FINISH	BODY	STAINLESS STEEL, PASSIVATED	
	CENTER CONTACT	BERYLLIUM COPPER, GOLD PLATED	
	INSULATOR	PEI	
	COUPLING NUT	STAINLESS STEEL, PASSIVATED	
* To complete Model # add dB value.			
Example P/N:			
ANO 29-5001-XX becomes: ANO 29-5001-30 when 30dB attenuation is desired			
ANO 29-5003-XX becomes: ANO 29-5003-40 when 40dB attenuation is desired			
** derated linearly to 10W @ 125°C			
NOTES:			
1. DIMENSIONS TOLERANCE ±2%			
2. CUSTOM DESIGNS AVAILABLE FOR OTHER SPECIAL ATTENUATION VALUE & FREQUENCY RANGE.			

ATTENUATORS
50 WATT 40GHz

2.92MM FIXED ATTENUATORS 60 WATT 40GHz

2.92MM 60 WATT FIXED ATTENUATORS		
DESCRIPTION	2.92MM MALE TO FEMALE	
MODEL # *	ANO 29-6001-XX	
ATTENUATION	30 DB	40 DB
ACCURACY(DB)	+1.5 -1.0	+1.5 -1.0
FREQ RANGE	DC-40GHz	
VSWR	1.30 MAX.	
AVERAGE PW **	40W Avg. @ 25°C	
PEAK PW	500W MAX.	
MATERIAL & FINISH	BODY	STAINLESS STEEL, PASSIVATED
	CENTER CONTACT	BERYLLIUM COPPER, GOLD PLATED
	INSULATOR	PEI
	COUPLING NUT	STAINLESS STEEL, PASSIVATED
<p>* To complete Model # add dB value.</p> <p>Example P/N: ANO 29-6001-XX becomes: ANO 29-6001-30 when 30dB attenuation is desired</p> <p>** derated linearly to 8W @ 125°C</p>		
<p>NOTES:</p> <ol style="list-style-type: none"> DIMENSIONS TOLERANCE $\pm 2\%$ CUSTOM DESIGNS AVAILABLE FOR OTHER SPECIAL ATTENUATION VALUE & FREQUENCY RANGE. 		

COAXIAL FIXED ATTENUATORS

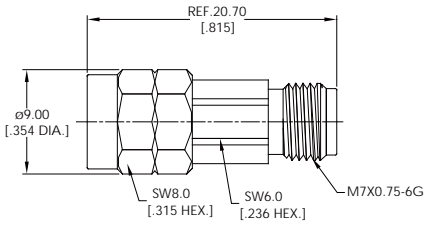
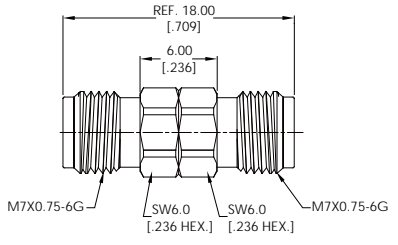


2.4MM FIXED ATTENUATORS 2 WATT 40GHZ

2.4MM 2 WATT FIXED ATTENUATORS							
DESCRIPTION	2.4MM MALE TO FEMALE			2.4MM FEMALE TO FEMALE			
MODEL # *	ANO 22-0201-XX			ANO 22-0202-XX			
ATTENUATION	10 DB	15 DB	20 DB	25 DB	30 DB		
ACCURACY(DB)	+0.8 -0.6	+0.8 -0.6	+0.8 -0.6	+1.0 -0.8	+1.0 -0.8		
FREQ RANGE	DC-40GHz						
VSWR	1.25 MAX.						
AVERAGE PW **	2W Avg. @ 25°C						
PEAK PW	100W MAX.						
MATERIAL & FINISH	BODY	STAINLESS STEEL, PASSIVATED					
	CENTER CONTACT	MALE: PHOSPHOR BRONE, GOLD PLATED FEMALE: BERYLLIUM COPPER, GOLD PLATED					
	INSULATOR	PEI					
	COUPLING NUT	STAINLESS STEEL, PASSIVATED					
<p>* To complete Model # add dB value.</p> <p>Example P/N:</p> <p>ANO 22-0201-XX becomes: ANO 22-0201-10 when 10dB attenuation is desired</p> <p>ANO 22-0202-XX becomes: ANO 22-0202-30 when 30dB attenuation is desired</p> <p>** derated linearly to 0.5W @ 125°C</p>							
<p>NOTES:</p> <ol style="list-style-type: none"> DIMENSIONS TOLERANCE ±2% CUSTOM DESIGNS AVAILABLE FOR OTHER SPECIAL ATTENUATION VALUE & FREQUENCY RANGE. 							

ATTENUATORS
2 WATT 40GHZ

2.4MM FIXED ATTENUATORS 2 WATT 50GHZ

2.4MM 2 WATT FIXED ATTENUATORS										
	2.4MM MALE TO FEMALE					2.4MM FEMALE TO FEMALE				
	MODEL # *					MODEL # *				
DESCRIPTION	2.4MM MALE TO FEMALE					2.4MM FEMALE TO FEMALE				
MODEL # *	ANO 22-0203-XX					ANO 22-0204-XX				
ATTENUATION	1DB-10 DB	15 DB	20 DB	25 DB	30 DB (1.35 MAX.)	1 DB	3 DB	6 DB	10 DB	
ACCURACY(DB)	±1.0	±1.0	±1.0	±1.5	±1.5	±0.8	±0.8	±0.8	±1.0	
FREQ RANGE	DC-50GHz									
VSWR	1.30 MAX.									
AVERAGE PW **	2W Avg. @ 25°C									
PEAK PW	100W MAX.									
MATERIAL & FINISH	BODY		STAINLESS STEEL, PASSIVATED							
	CENTER CONTACT		MALE: PHOSPHOR BRONE, GOLD PLATED FEMALE: BERYLLIUM COPPER, GOLD PLATED							
	INSULATOR		PEI							
	COUPLING NUT		STAINLESS STEEL, PASSIVATED							
* To complete Model # add dB value.										
<i>Example P/N:</i>										
ANO 22-0203-XX becomes: ANO 22-0203-10 when 10dB attenuation is desired										
ANO 22-0204-XX becomes: ANO 22-0204-03 when 3dB attenuation is desired										
** derated linearly to 0.2W @ 125°C										
NOTES:										
1. DIMENSIONS TOLERANCE ±2%										
2. CUSTOM DESIGNS AVAILABLE FOR OTHER SPECIAL ATTENUATION VALUE & FREQUENCY RANGE.										

COAXIAL FIXED ATTENUATORS



1.85MM FIXED ATTENUATORS 2 WATT 67GHz

1.85MM 2 WATT FIXED ATTENUATORS					
	DESCRIPTION 1.85MM MALE TO FEMALE				
	MODEL # * ANO 62-0201-XX				
ATTENUATION	1DB-10 DB	15 DB	20 DB	25 DB	30 DB
ACCURACY(DB)	±1.0	±1.0	+2.0 -1.0	+2.0 -1.0	+2.0 -1.0
FREQ RANGE	DC-67GHz				
VSWR	1.30 MAX.				
AVERAGE PW **	2W Avg. @ 25°C				
PEAK PW	20W MAX.				
MATERIAL & FINISH	BODY	STAINLESS STEEL, PASSIVATED			
	CENTER CONTACT	MALE: PHOSPHOR BRONE, GOLD PLATED FEMALE: BERYLLIUM COPPER, GOLD PLATED			
	INSULATOR	PEI			
	COUPLING NUT	STAINLESS STEEL, PASSIVATED			
<p>* To complete Model # add dB value. <i>Example P/N:</i> ANO 62-0201-XX becomes: ANO 62-0201-10 when 10dB attenuation is desired</p> <p>** derated linearly to 0.2W @ 125°C</p>					
NOTES:					
1. DIMENSIONS TOLERANCE ±2%					
2. CUSTOM DESIGNS AVAILABLE FOR OTHER SPECIAL ATTENUATION VALUE & FREQUENCY RANGE.					

ATTENUATORS
2 WATT 67GHz



Contact

United States:
508 Union Street
Portsmouth, NH 03801
Toll Free: 800-537-0680
Email: info@anoison.com
web: www.anoison.com